

36

100m Freestyle Women Final

Official

13NZR

13 Years New Zealand Short
Course Record

56.36 2013-09-30

Gabrielle Fa'amausili
UNIAK

14NZR

14 Years New Zealand Short
Course Record

55.80 2019-07-06

Laura Littlejohn
SPCWK

NZR

Open New Zealand Short Course

53.13 2024-08-12

Laticia-Leigh Transom

Show more



Qualified



Heats





Summary

Total

Rank	Competitor	Age	Club	RT	PTS	Result
1	Castelluzzo (V) Brittany	23	Australia	0.67		53.64 Entry: 54.40 (-0.76)
	25m: 12.48 50m: 26.21 (13.73) 75m: 40.06 (13.85)					100m: 53.64 (13.58)
2	Edwards Chelsey	23	North Shore...	0.62		53.96 Entry: 53.95 (+0.01)
	25m: 12.18 50m: 25.62 (13.44) 75m: 39.72 (14.10)					100m: 53.96 (14.24)
3	Godwin Emma	27	Heretaunga...	0.70		54.33 Entry: 54.91 (-0.58)
	25m: 12.38 50m: 26.00 (13.62) 75m: 40.10 (14.10)					100m: 54.33 (14.23)
4	Lourey (V) Samantha	19	Australia	0.73		55.50 Entry: 55.52 (-0.02)
	25m: 12.71 50m: 26.67 (13.96) 75m: 41.12 (14.45)					100m: 55.50 (14.38)
5	Bennett Brooke	17	North Cant...	0.77		56.09 Entry: 56.36 (-0.27)
	25m: 13.26 50m: 27.31 (14.05) 75m: 41.81 (14.50)					100m: 56.09 (14.28)
6	De Coster Nina	16	St Paul's S...	0.71		56.89 Entry: 56.99 (-0.10)
	25m: 13.21 50m: 27.65 (14.44) 75m: 42.32 (14.67)					100m: 56.89 (14.57)
7	Abdou Hanna	17	Wharenui S...	0.79		56.96 Entry: 56.76 (+0.20)
	25m: 13.31 50m: 27.65 (14.34) 75m: 42.49 (14.84)					100m: 56.96 (14.47)
8	Emmett Olivia	16	Club 37	0.74		57.26 Entry: 56.93 (+0.33)
	25m: 13.22 50m: 27.73 (14.51) 75m: 42.70 (14.97)					100m: 57.26 (14.56)
9	Morgan Stacey	18	Triton Swim...	0.75		57.38 Entry: 56.74 (+0.64)

25m: 13.18 50m: 27.65 (14.47) 75m: 42.75 (15.10)
100m: 57.38 (14.63)

10  Miles Brooke 19  Nga Tai Tu... 0.62 **57.41**
Entry: 56.78 (+0.63)



25m: 12.98 50m: 27.32 (14.34) 75m: 42.30 (14.98)
100m: 57.41 (15.11)

11  Trumble (V) Madeleine 18  Australia 0.68 **56.51**
Entry: 56.20 (+0.31)


25m: 13.00 50m: 27.12 (14.12) 75m: 41.92 (14.80)
100m: 56.51 (14.59)

12  Hine (V) Olivia 16  Australia 0.70 **56.72**
Entry: 56.25 (+0.47)

25m: 12.95 50m: 27.36 (14.41) 75m: 42.13 (14.77)
100m: 56.72 (14.59)

13  Yamagami Kiri 15  Club 37 0.70 **56.74**
Entry: 57.00 (-0.26)


25m: 12.92 50m: 27.29 (14.37) 75m: 42.14 (14.85)
100m: 56.74 (14.60)

14  George Amber 19  Coast Swi... 0.81 **57.44**
Entry: 57.46 (-0.02)


25m: 13.11 50m: 27.75 (14.64) 75m: 42.71 (14.96)
100m: 57.44 (14.73)

15  Horton Maddy 19  Jasi Swim ... 0.69 **57.88**
Entry: 58.16 (-0.28)


25m: 13.27 50m: 27.69 (14.42) 75m: 42.74 (15.05)
100m: 57.88 (15.14)

16  Parmenter Charlotte 16  Jasi Swim ... 0.71 **58.11**
Entry: 58.42 (-0.31)



25m: 13.09 50m: 27.62 (14.53) 75m: 42.80 (15.18)
100m: 58.11 (15.31)

17  Gwiazdzinski Meila 15  Stratford Fl... 0.72 **58.78**
Entry: 58.73 (+0.05)



25m: 13.34 50m: 28.16 (14.82) 75m: 43.40 (15.24)
100m: 58.78 (15.38)

18  Bell Millie 16  North Cant... 0.76 **58.83**
Entry: 57.90 (+0.93)

25m: 13.53 50m: 28.15 (14.62) 75m: 43.56 (15.41)
100m: 58.83 (15.27)

19  Knight Kayla 15  United Swi... 0.74 **59.06**
Entry: 58.76 (+0.30)



















25m: 13.51 50m: 28.21 (14.70) 75m: 43.83 (15.62)
100m: 59.06 (15.23)

20  Fisher Tandia 14  Wharenui S... 0.76 **59.32**
Entry: 58.42 (+0.90)

25m: 13.78 50m: 28.78 (15.00) 75m: 44.27 (15.49)
100m: 59.32 (15.05)

21  Walker (V) Molly 19  Australia 0.75 **56.30**
Entry: 56.26 (+0.04)

25m: 13.18 50m: 27.55 (14.37) 75m: 42.22 (14.67)
100m: 56.30 (14.08)

22	 Jarrett (V) Zahri	15	 Australia	0.68	56.93 Entry: 56.83 (+0.10)
	25m: 13.18 100m: 56.93 (14.32)	50m: 27.59 (14.41)	75m: 42.61 (15.02)		
23	 Palmer Luisa	14	 Wanaka Sw...	0.70	58.96 Entry: 58.83 (+0.13)
	25m: 13.56 100m: 58.96 (15.15)	50m: 28.50 (14.94)	75m: 43.81 (15.31)		
24	 Aburn Charlotte	16	 Neptune S...	0.70	58.98 Entry: 58.78 (+0.20)
	25m: 13.57 100m: 58.98 (15.02)	50m: 28.61 (15.04)	75m: 43.96 (15.35)		
24	 Macdonald Holli	17	 Enterprise ...	0.74	58.98 Entry: 59.10 (-0.12)
	25m: 13.75 100m: 58.98 (14.79)	50m: 28.85 (15.10)	75m: 44.19 (15.34)		
26	 Winter Heidi	15	 Alexandra ...	0.74	59.23 Entry: 59.11 (+0.12)
	25m: 13.64 100m: 59.23 (15.21)	50m: 28.56 (14.92)	75m: 44.02 (15.46)		
27	 Petherbridge Isla	18	 North Shor...	0.76	1:00.05 Entry: 59.54 (+0.51)
	25m: 13.81 100m: 1:00.05 (15.45)	50m: 29.09 (15.28)	75m: 44.60 (15.51)		
28	 Martin Sophie	16	 SwimZone ...	0.80	1:00.11 Entry: 59.45 (+0.66)
	25m: 13.96 100m: 1:00.11 (15.33)	50m: 29.14 (15.18)	75m: 44.78 (15.64)		
29	 Lyles Jade	13	 Phoenix Aq...	0.72	1:01.22 Entry: 59.51 (+1.71)
	25m: 14.20 100m: 1:01.22 (15.70)	50m: 29.72 (15.52)	75m: 45.52 (15.80)		
30	 Lyles Jasmine	17	 Phoenix Aq...	0.68	1:03.49 Entry: 58.85 (+4.64)
	25m: 14.12 100m: 1:03.49 (16.67)	50m: 29.97 (15.85)	75m: 46.82 (16.85)		